

TECHNICAL MANUAL

**ORGANIZATIONAL, DIRECT SUPPORT, AND GENERAL
SUPPORT MAINTENANCE REPAIR PARTS AND
SPECIAL TOOLS LIST**

FOR

INSTALLATION KIT

MK-18191GSG-10(V) (NSN 1290-01-070-8907)

AND

POWER ACCESSORY KIT

MK-1821/GSG-10(V) (NSN 1290-01-071-4343)



Technical Manual }
 TM 11-7440-284-24P }

HEADQUARTERS
 DEPARTMENT OF THE ARMY
 Washington, DC, 9 September 1985

ORGANIZATIONAL, DIRECT SUPPORT AND GENERAL SUPPORT
 MAINTENANCE REPAIR PARTS AND SPECIAL TOOLS LIST
 FOR

**INSTALLATION KIT
 MK-1819/GSG-10(V) (NSN 1290-01-070-8907)
 AND
 POWER ACCESSORY KIT
 MK-1821/GSG-10(V) (NSN 1290-01-071-4343)**

Current as of 1 April 1985

REPORTING ERRORS AND RECOMMENDING IMPROVEMENTS

You can help improve this manual. If you find any mistakes or if you know of a way to improve the procedures, please let us know. Mail your letter, DA Form 2028 (Recommended Changes to Publications and Blank Forms) or DA Form 2028-2 located in the back of this manual direct to: Commander, US Army Communications-Electronics Command and Fort Monmouth, ATTN: ANSEL-ME-MP, Fort Monmouth, New Jersey 07703-5007. A reply will be furnished direct to you.

TABLE OF CONTENTS

	Page	Illus Figure
Section I. Introduction	1	
II. Repair Parts List	5	
Group 00 Installation Kit MK-1819/GSG-10(V) and Power Accessory Kit MK-1821/GSG-10(V), Electronic Equipment	5	1
Installation Kit MK-1819/GSG-10(V) and Power Accessory Kit MK-1821/GSG-10(V), Rack Assemblies	9	2
Installation Kit MK-1819/GSG-10(V) and Power Accessory Kit MK-1821/GSG-10(V), Power Accessory Kit	11	3
01 Radio Mount	13	4
02 Electronics Equipment Table	15	5
03 Key Generator Rack	17	6
04 Message Entry Group Rack	19	7
05 Electronic Line Printer Rack	21	8
06 Front Reinforcement Support	23	9
07 Electronic Line Printer (See TM 11-7440-242-23P for parts)		
08 Message Entry Group (See TM 11-7440-242-23P for parts)		
09 Key Generator (See KAM-240B/TSEC Vol. 1 for parts)		
10 Radio Receiver Transmitters (See TM 11-7440-242-23P for parts)		
11 Power Distribution Box (See TM 11-7440-242-23P for parts)		
12 Antenna Assemblies (See TM 11-5985-262-24P for parts)		

TABLE OF CONTENTS

	Page	Illus Figure
13 Cable Assembly (No parts authorized)		
14 MK-178/GSC-21 and MK-1784/GSG-122 (See TM 11-7440-242-23P) for parts		
Section III. Special Tools List (Not applicable)		
IV. National Stock Number and Part Number Index	24	

SECTION I

INTRODUCTION

1. Scope

This manual lists spares and repair parts; special tools; special test, measurement, and diagnostic equipment (TMDE), and other special support equipment required for performance of organizational, direct support and general support maintenance of the MK-1819/GSG-10(V) and MK-1821/GSG-10(V). It authorizes the requisitioning and issue of spares and repair parts as indicated by the source and maintenance codes.

2. General

This Repair Parts and Special Tools List is divided into the following sections:

a. Section II. Repair Parts List. A list of spares and repair parts authorized for use in the performance of maintenance. The list also includes parts which must be removed for replacement of the authorized parts. Parts lists are composed of functional groups in numeric sequence, with the parts in each group listed in figure and item number sequence.

b. Section III. Special Tools List. Not applicable.

c. Section IV. National Stock Number and Part Number Index. A list, in National item identification number (NIIN) sequence, of all National stock numbers (NSN) appearing in the listings, followed by a list, in alphameric sequence, of all part numbers appearing in the listings. National stock numbers and part numbers are cross-referenced to each illustration figure and item number appearance.

3. Explanation of Columns

a. Illustration. This column is divided as follows:

(1) *Figure number.* Indicates the figure number of the illustration on which the item is shown.

(2) *Item number.* The number used to identify item called out in the illustration.

b. Source, Maintenance, and Recoverability (SMR) Codes.

(1) *Source code.* Source codes indicate the manner of acquiring support items for maintenance, repair, or overhaul of end items. Source codes are entered in the first and second positions of the Uniform SMR Code format as follows:

<i>Code</i>	<i>Definition</i>
PA	—Item procured and stocked for anticipated or known usage.
PD	—Support item, excluding support equipment, procured for initial issue or outfitting and stocked only for subsequent or additional initial issue or outfittings. Not subject to automatic replenishment.
XB	—Item is not procured or stocked. If not available through salvage, requisition.

NOTE

Cannibalization or salvage may be used as a source of supply for any items source coded above except those coded XA and aircraft support items as restricted by AR 750-1.

(2) *Maintenance code.* Maintenance codes are assigned to indicate the levels of maintenance authorized to USE and REPAIR support items. The maintenance codes are entered in the third and fourth positions of the Uniform SMR Code format as follows:

(a) The maintenance code entered in the third position will indicate the lowest maintenance level authorized to remove, replace, and use the support item. The maintenance code entered in the third position will indicate one of the following levels of maintenance:

Code Application/Explanation

- O – support item is removed, replaced, used at the organizational level.
- F — Support item is removed, replaced, used at the direct support level.

(b) The maintenance code entered in the fourth position indicates whether the item is to be repaired and identifies the lowest maintenance level with the capability to perform complete repair (i.e., all authorized maintenance functions). This position will contain one of the following maintenance codes:

Code Application/Explanation

- F — The lowest maintenance level capable of complete repair of the support item is the direct support level.
- H — The lowest maintenance level capable of complete repair of the support item is the general support level.
- D — The lowest maintenance level capable of complete repair of the support item is the depot level.
- Z – Nonreparable. No repair is authorized.

(3) *Recoverability code.* Recoverability codes are assigned to support items to indicate the disposition action on unserviceable items. The recoverability code is entered in the fifth position of the Uniform SMR Code format as follows:

Recoverability Code

Definition

- Z — Nonreparable item. When unserviceable, condemn and dispose at the level indicated in position 3.
- F — Repairable item. When uneconomically repairable, condemn and dispose at the direct support level.
- H — Repairable item. When uneconomically repairable, condemn and dispose at the general support level.
- D — Repairable item. When beyond lower level repair capability, return to depot. Condemnation and disposal not authorized below depot level.

c. *National Stock Number.* Indicates the National stock number assigned to the item and will be used for requisitioning purposes.

d. *Federal Supply Code for Manufacturer (FSCM).* The FSCM is a 5-digit numeric code listed in SB 708-41/42 which is used to identify the manufacturer, distributor, or Government agency, etc.

e. *Part Number.* Indicates the primary number used by the manufacturer (individual, company, firm, corporation, or Government activity), which controls the design and characteristics of the item by means of its engineering drawings, specifications, standards, and inspection requirements to identify an item or range of items.

NOTE

When a stock numbered item is requisitioned, the repair part received may have a different part number than the part being replaced.

f. *Description.* Indicates the Federal item name and, if required, a minimum description to identify the item. Items that are included in kits and sets are listed below the name of the kit or set indicated in the quantity incorporated in unit column.

g. *Unit of Measure (U/M).* Indicates the standard of the basic quantity of the listed item as used in performing the actual maintenance function. This measure is expressed by a two character alphabetical abbreviation (e.g., ea, in, pr, etc). When the unit of measure differs from the unit of issue, the lowest unit of issue that will satisfy the required units of measure will be requisitioned.

h. *Quantity Incorporated in Unit.* indicates the quantity of the item used in the breakout shown on the illustration figure, which is prepared for a functional group, subfunctional group, or an assembly.

4. Special Information

a. The following publications pertain to the MK-1819K3SG-10(V) and MK-1821/GSG-10(V) and their components:

- TM 11-5820-401-12, Radio Sets, AN/VRC-12, AN/VRC-43, AN/VRC-4, AN/VRC-45, AN/VRC-6, AN/VRC-47, AN /VRC-48, AN/VRC-49, AN/VRC-54; Mounting Kit

MT-1029/VRC and MT-1898/VRC; Antenna Kit, AT-912/VRC; Control, Frequency Selector, C-2742/VRC and Control, Radio Set, C-2299/VRC.

TM 11-5985-262-24P, Antenna, AS-1729/VRC

TM 11-7440-242-23-1, Fire Direction System, Artillery, AN/GSG-10(V)

TM 11-7440-242-23P, Fire Direction System, Artillery AN/GSG-10(V) including Fire Direction Center, Artillery, OA-4390/GSG-10(V) (Div); Fire Direction Center, Artillery Processing and Display, OA-8389/GSG-10(V) (Battalion); Message Entry Device, Variable Format, AN/GSC-21 (VFMED) and Data Display, Artillery, Battery, AN/GSQ-122 (BDU).

TM 11-7440-251-10, Data Display, Artillery, AN/IGSQ-122

TM 11-7440-253-10-1, Message Entry Device, Variable Format, AN/GSC-21

b. National stock numbers (NSN'S) that are missing from P source coded items have been applied for and will be added to this TM by future change/revision when they are entered in the Army Master Data File (AMDF). Until the NSN'S are established and published, submit exception requisitions to: Commander, US Army Communications-Electronics Command and Fort Monmouth, ATTN: AMSEL-MM, Fort Monmouth, NJ 07703-5007 for the part required to support your equipment.

5. How to Locate Repair Parts

a. When National stock number or part number is unknown.

(1) First. Using the table of contents, determine the functional group within which the item belongs. This is necessary since illustrations are prepared for functional groups and listings and divided into the same groups.

(2) Second. Find the illustration covering the functional group to which the item belongs.

(3) Third identify the item on the illustration and note the illustration figure and item number of the item.

(4) Fourth. Using the Repair Parts Listing, find the figure and item number noted on the illustration.

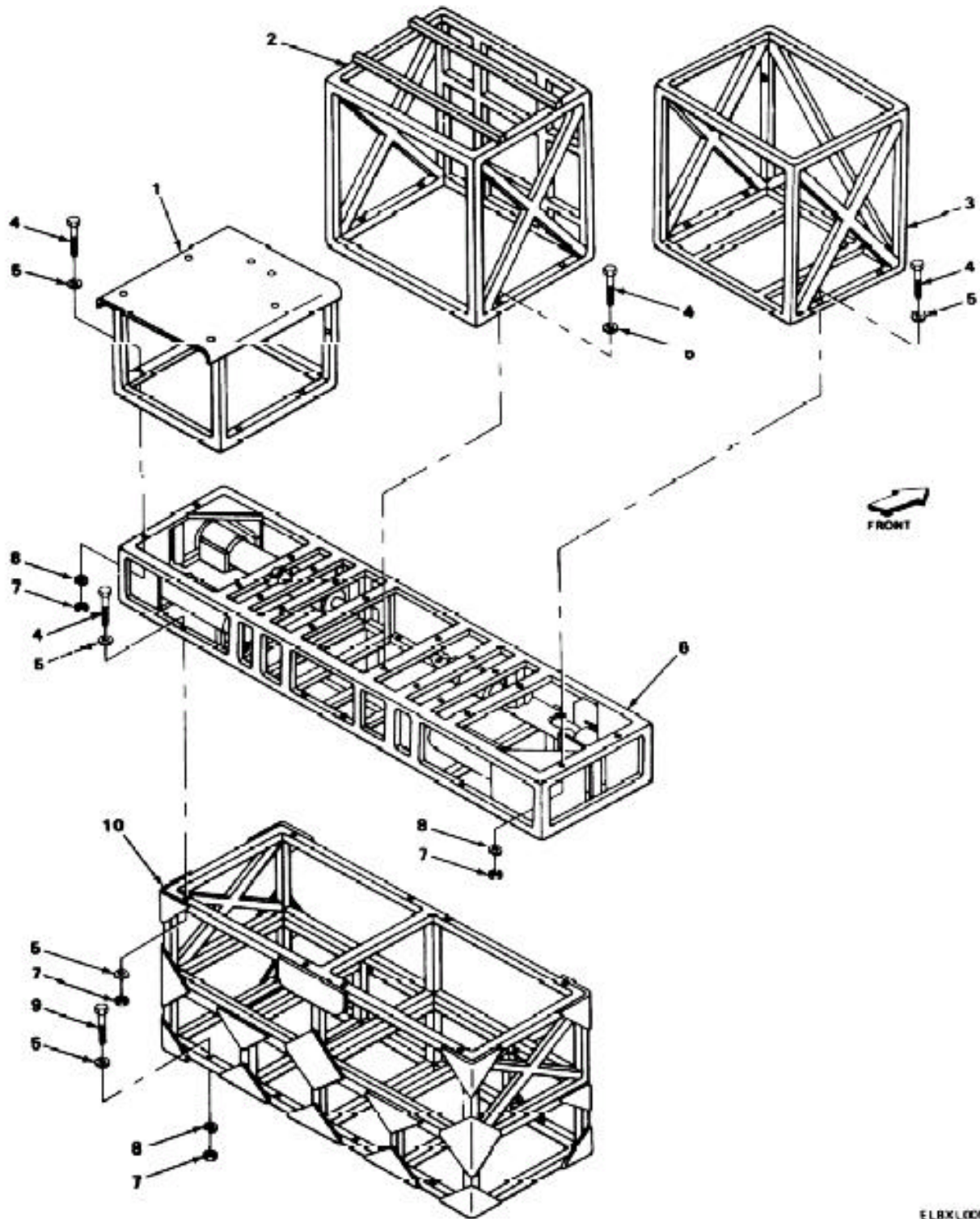
b. When National stock number or part number is known.

(1) First. Using the index of National Stock Numbers and Part Numbers, find the pertinent National stock number or part number. This index is in NIIN sequence followed by a list of part numbers in alpha meric sequence, cross-referenced to the illustration figure number and item number.

(2) Second. After finding the figure and item number, locate the figure and item number in the repair parts list.

6. Abbreviations

Not applicable.



ELBXLO06

Figure 2. Installation Kit MK-1819/GSG-10(V) and Power Accessory Kit MK-1821/GSG-10(V), Rack Assemblies.

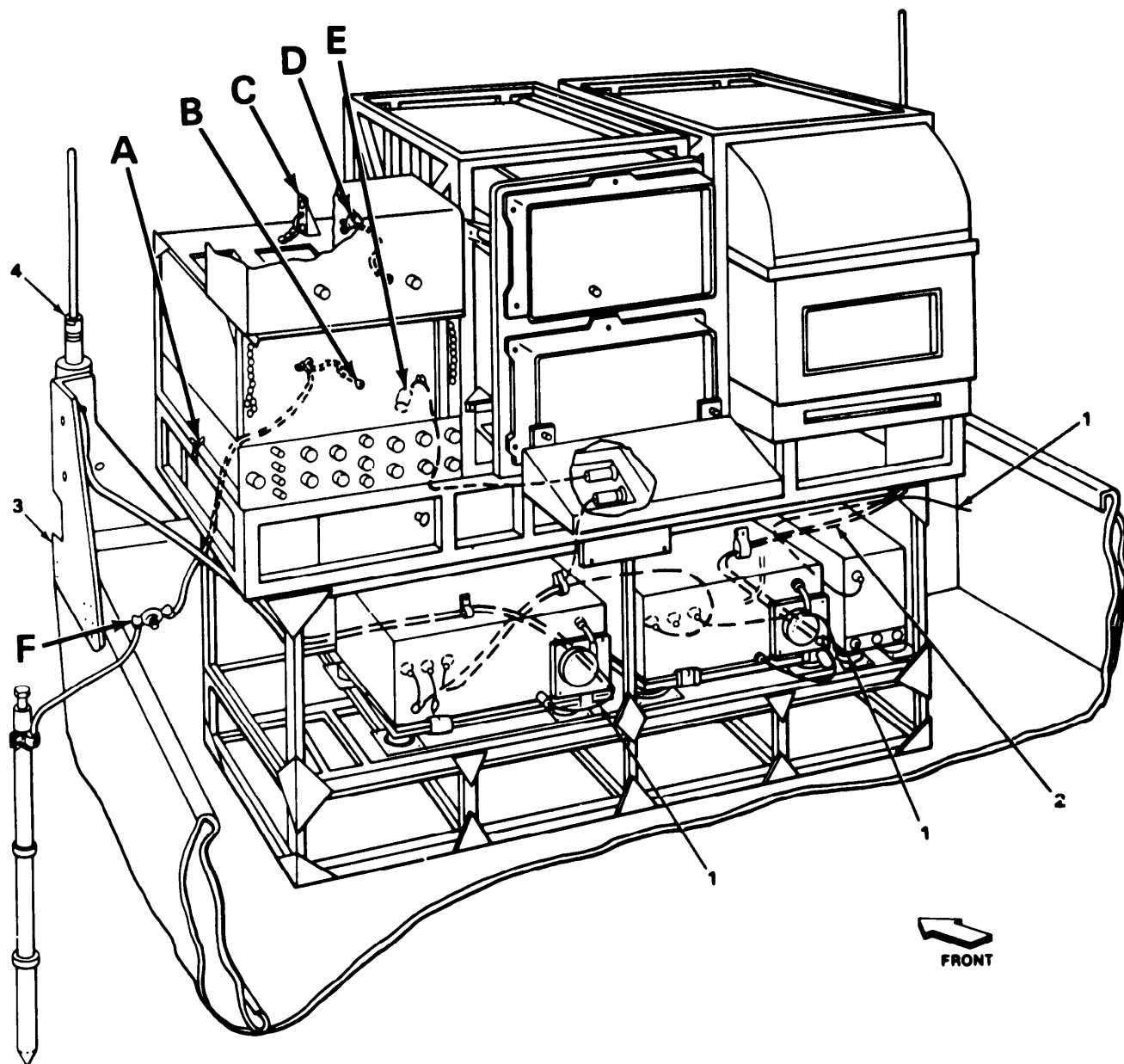
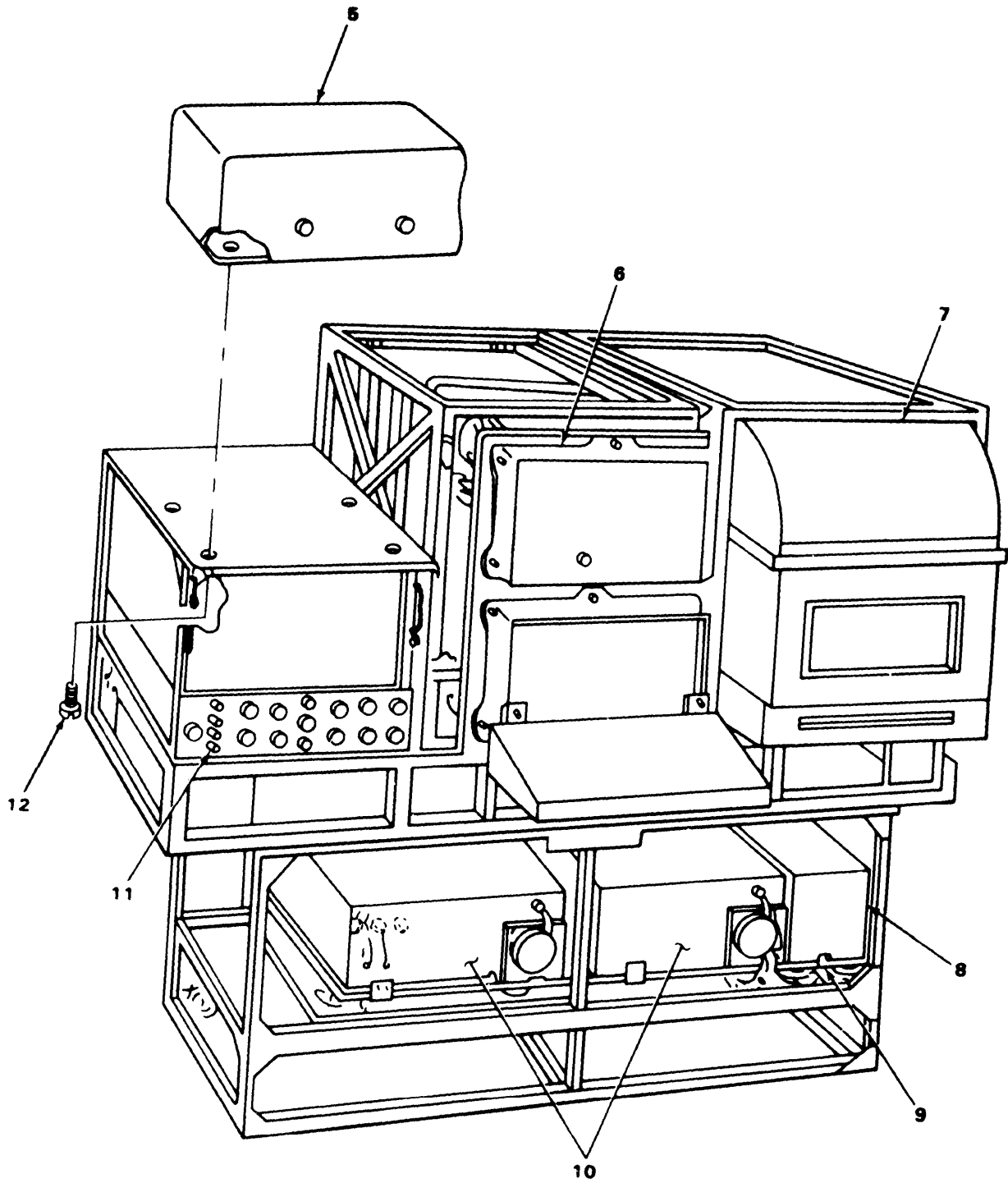
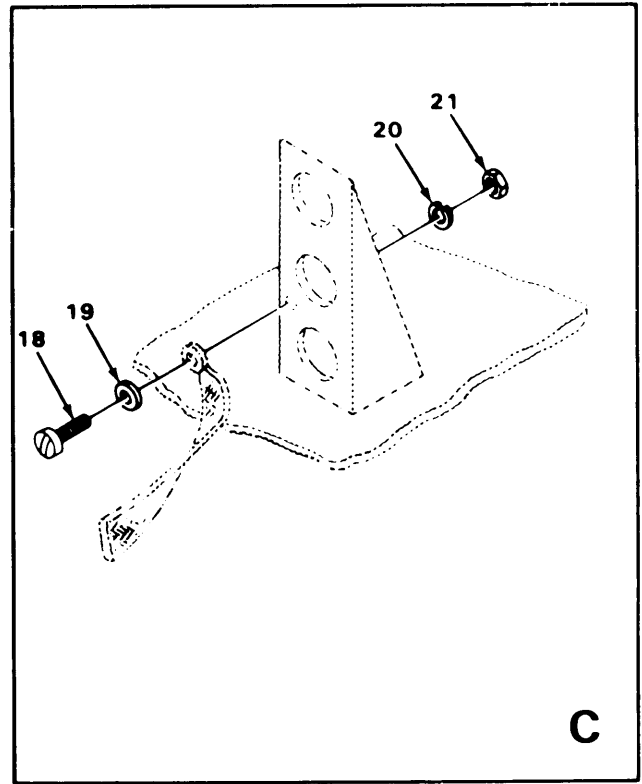
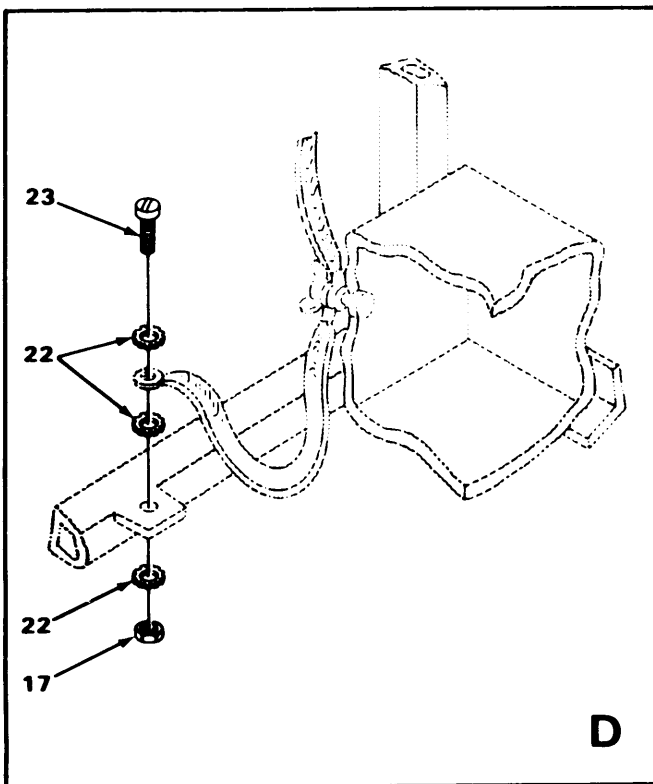
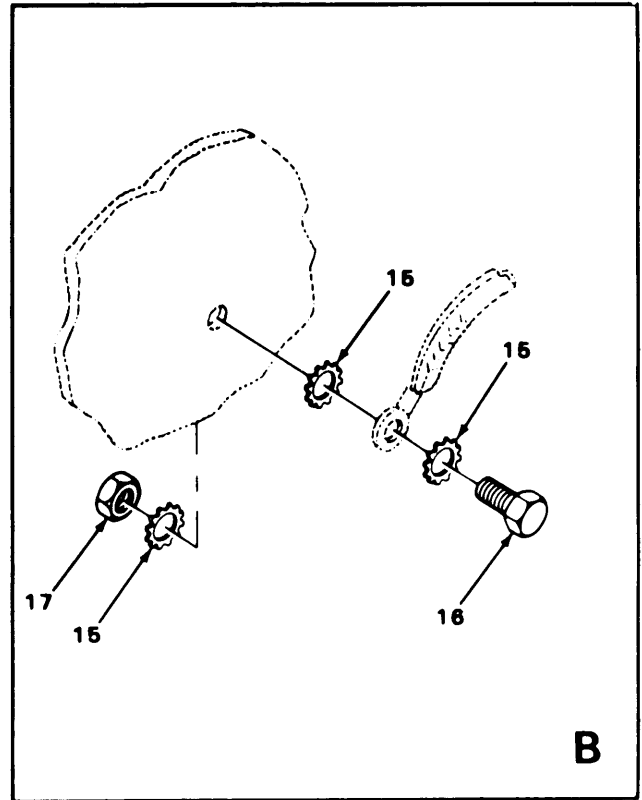
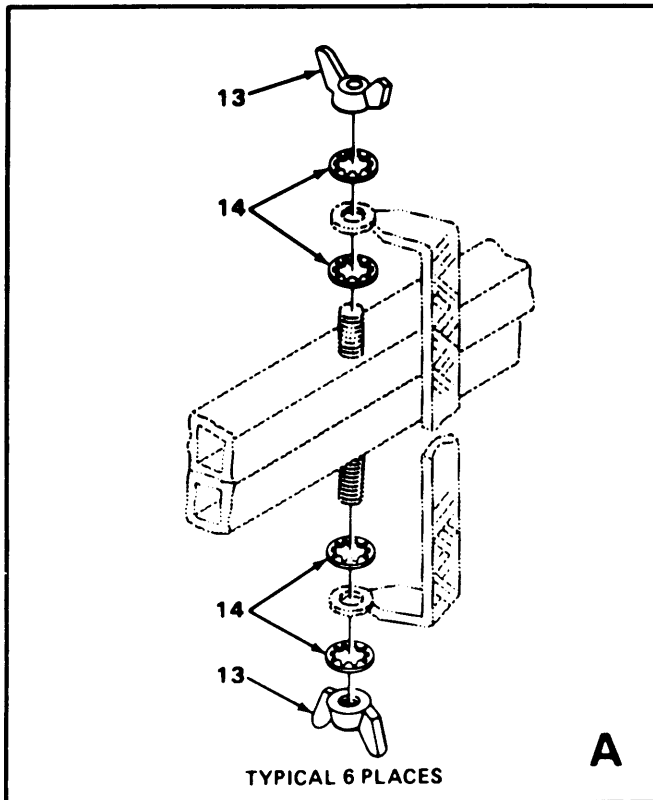


Figure 1. Installation Kit MK-1819/GSG-10(V) and Power Accessory Kit MK-1821/GSG-10(V), Electronic Components (Sheet 1 of 4).



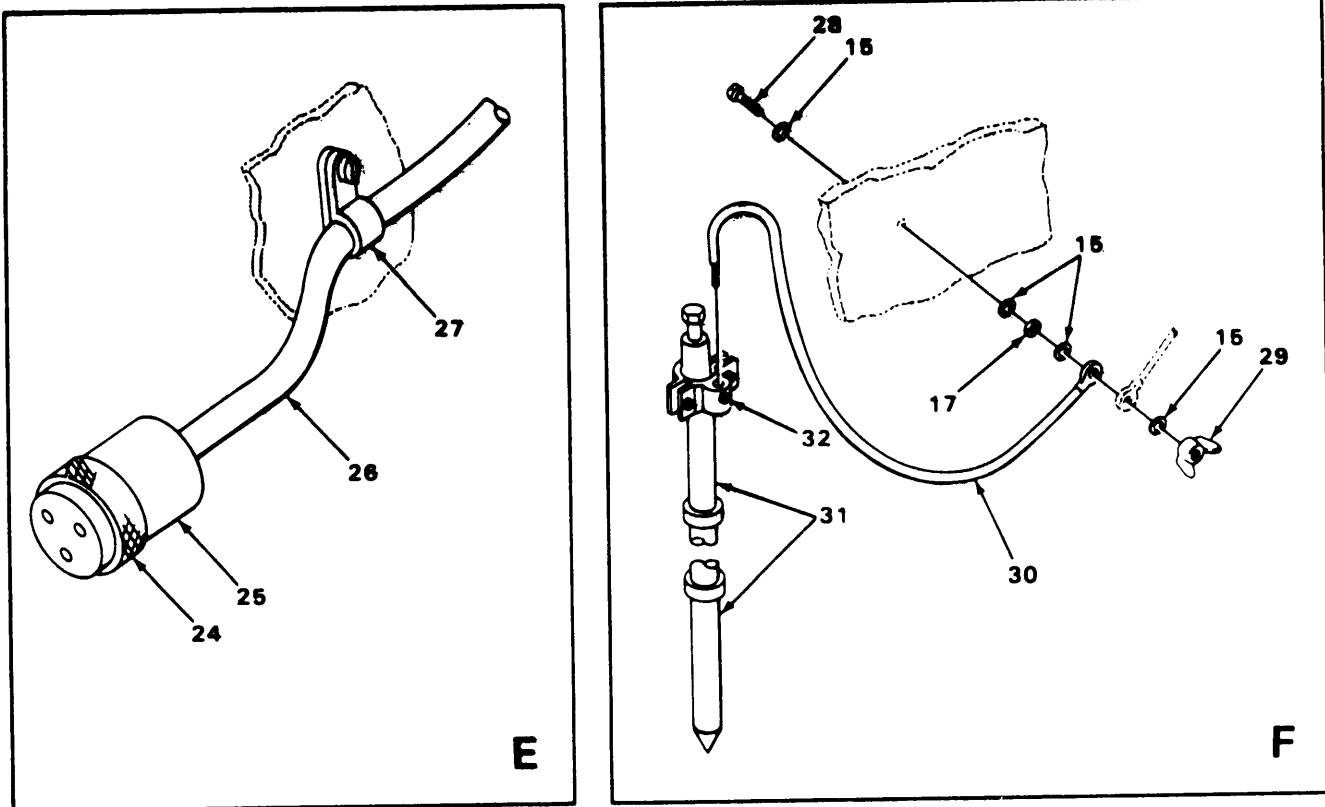
ELBXL006

Figure 1. Installation Kit MK-1819/GSG-10(V) and Power Accessory Kit MK-1821/GSG-10(V), Electronic Components (Sheet 2 of 4).



EL8XL003

Figure 1. Installation Kit MK-1819/GSG-10(V) and Power Accessory Kit MK-1821/GSG-10(V), Electronic Components (Sheet 3 of 4).

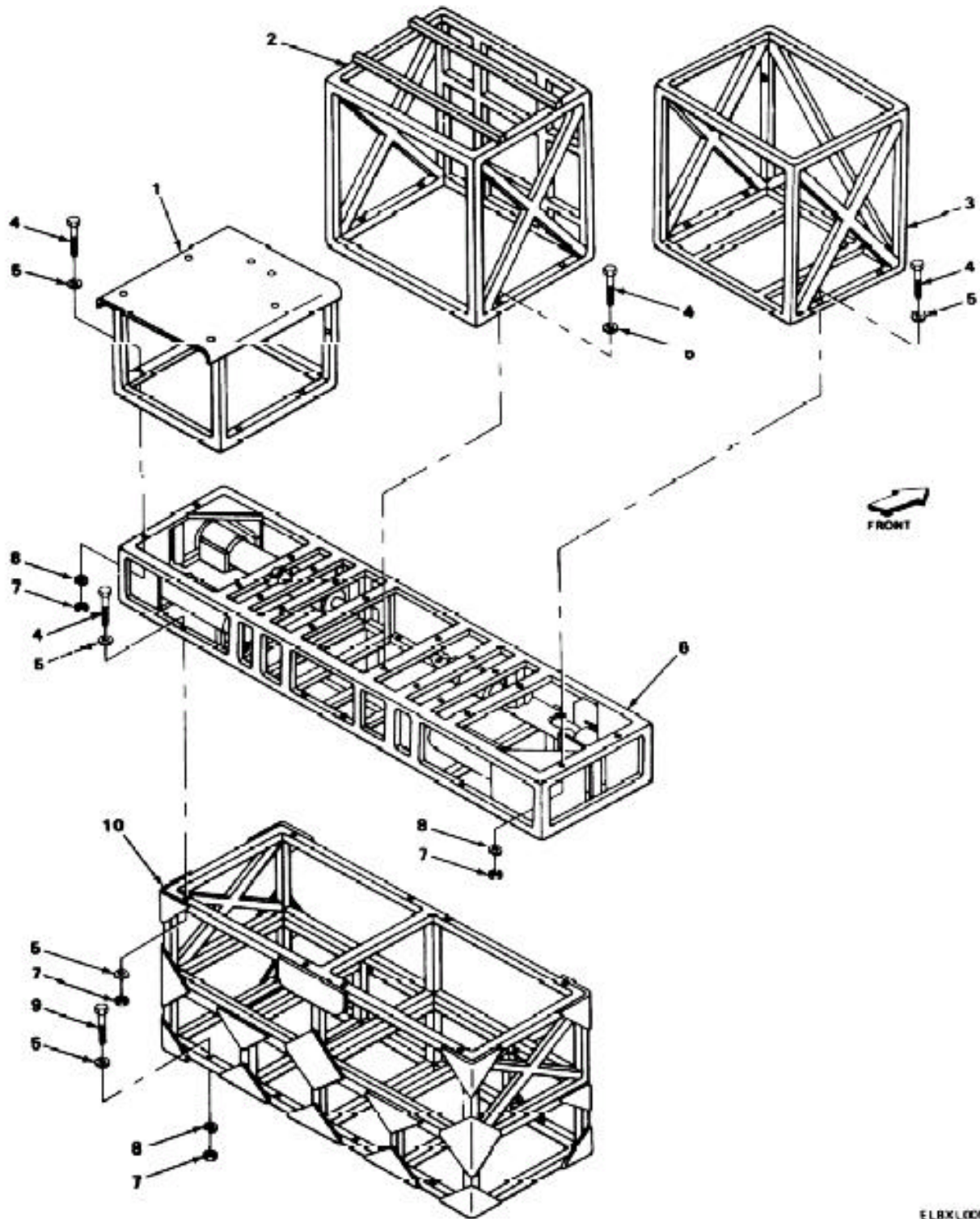


EL8XL004

Figure 1. Installation Kit MK-1819/GSG-10(V) and Power Accessory Kit MK-1821/GSG-10(V), Electronic Components (Sheet 4 of 4).

SECTION II REPAIR PARTS LIST					TM11-7440-284-24P			
(1)	(2)	(3)	(4)	(5)	(6)	(7)	(8)	
ILLUS- TRATION (A) FIG NO	(B) ITEM NO	SMR CODE	NATIONAL STOCK NUMBER	FSCM	PART NUMBER	DESCRIPTION	U/M	QTY INC IN UNIT
						GROUP 00 INSTALLATION KIT WK-1819/GSG-10(V) AND POWER ACCESSORY KIT WK-1821/GSG-10(V)		
1	1	XBOZZ		80058	CG-177BU	CABLE ASSY	EA	1
1	2	PAOZZ	7025-01-042-0325	80058	MK-1783/GSC-21	INTERCONNECTING KIG USED WITH VFMED	EA	1
1	2	PAOZZ	7025-01-042-0330	80058	MK-1784/GSQ-122	INTERCONNECTING KIT USED WITH BDU	EA	1
1	3	PAOZZ	5820-00-493-3046	80063	SC-F-446375	MOUNTING, BRACKET, ANTENNA	EA	2
1	4	PAOHH	5985-00-985-9024	80058	AS-1729/VRC	ANTENNA (SEE TM 11-5895-262-24P FOR BREAKDOWN)	EA	2
1	5	XBODD		80058	TSEC/KG-31	KEY GENERATOR, ELECT	EA	1
1	6	PDFDD	7025-01-042-0333	80058	C-10096/GSQ-122	CONTROL DATA DISPLA USED WITH BDU	EA	1
1	6	PDFDD	7025-01-041-6645	80058	C-10097/GSC-21	CONTROL MESSAGE ENT USED WITH VFMED	EA	1
1	7	PDFDD	7010-01-044-1677	80058	R0-344/GSG-10(V)	LINE PRINTER, ELECTR	EA	1
1	8	XBOZZ		80058	R-442/VRC	RADIO ASSEMBLY POWE	EA	1
1	9	PAOZZ	5820-00-893-1324	80058	MT1898/VRC	MOUNT, RADIO	EA	1
1	10	PDFDD	5820-01-101-5471	80058	RT-524/VRC	RADIO RECEIVER-XMTR	EA	2
1	11	PDFDD	7025-01-080-7693	80058	J-3030/GS-10(V)	DISTRIBUTION BOX AS	EA	1
1	12	XBOZZ		96906	MS35240-104	SCREW, MACHINE	EA	4
1	13	PAOZZ	5310-00-806-1787	96906	MS35426-2	NUT, WING BRASS	EA	12
1	14	PAOZZ	5310-00-019-0672	96906	MS35333-107	WASHER, LOCK	EA	24
1	15	PAOZZ	5310-00-022-8847	96906	MS35333-110	WASHER, LOCK PART OF KIT P/N SC-B-446190	EA	7
1	16	XBOZZ		96906	MS35229-111	SCREW	EA	1
1	17	PAOZZ	5310-00-410-6457	96906	MS35649-2385T	NUT, PLAIN, HEXAGON PART OF KIT P/N SC-B-446190	EA	3
1	18	PAOZZ	5305-00-068-0502	96906	MS90725-6	SCREW, CAP, HEXAGON H	EA	1
1	19	PAOZZ	5310-00-809-4058	96906	MS27183-10	WASHER, FLAT	EA	1
1	20	PAOZZ	5310-00-883-9417	96906	MS35338-158	WASHER, PLAIN, HEXAGO	EA	1
1	21	PAOZZ	5310-00-761-6882	96906	MS51967-2	NUT, HEX, PLAIN	EA	1
1	22	PAOZZ	5310-00-022-8834	96906	MS35333-108	WASHER, LOCK	EA	3
1	23	PAOZZ	5305-00-993-2463	96906	MS35207-69	SCREW, MACHINE	EA	1
1	24	PAOZZ	5935-00-856-8426	80063	SM-C-632655	CONNECTOR, PLUG, ELEC	EA	1
1	25	XBOZZ		80063	SC-A-339542GPIV	CONNECTOR, ADAPTER	EA	1
1	26	PAOZZ	5995-01-117-7294	80063	SC-D-690641	CABLE ASSEMBLY, POWE	EA	1

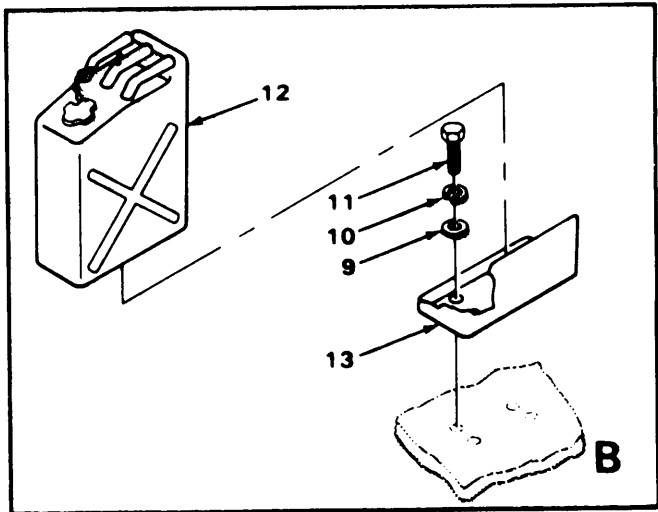
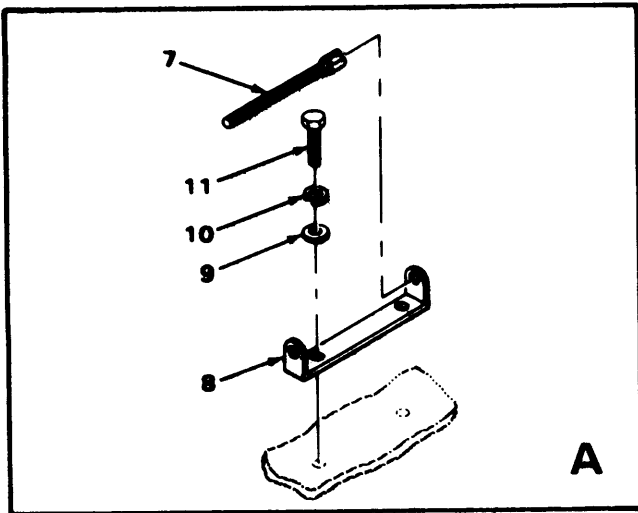
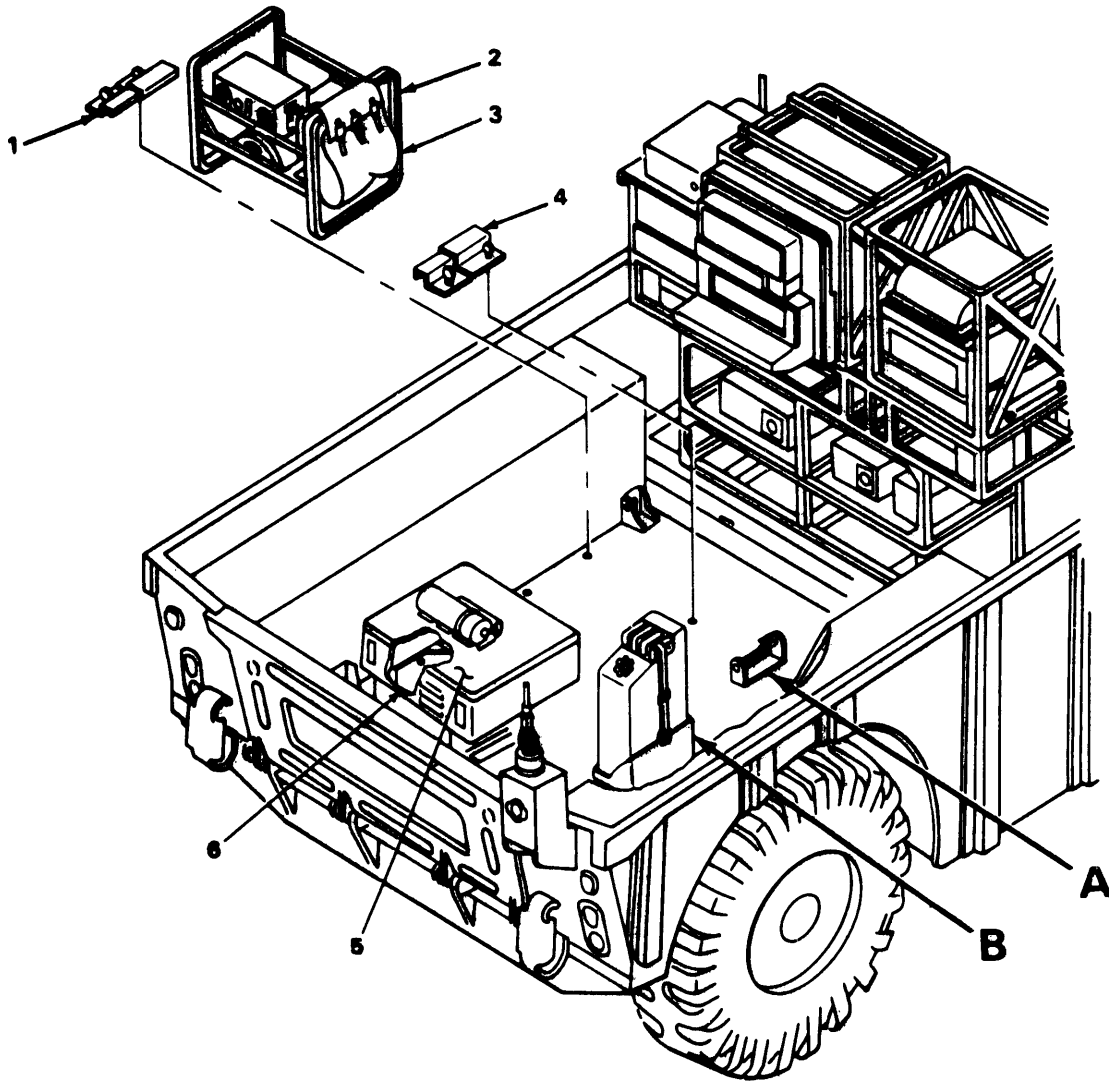
SECTION II		TM11-7440-284-24P							
(1)	(2)	(3)	(4)	(5)	(6)	(7)	(8)		
ILLUS- TRATION	SMR	NATIONAL	FSCM	PART	DESCRIPTION	USABLE	U/M	QTY	INC
(A)	(B)	STOCK		NUMBER		ON		IN	
FIG	ITEM	NUMBER				CODE		UNIT	
NO	NO								
1	27	XBOZZ	81349	PPL-5170	CABLE CLAMPING		EA	1	
1	28	XBOZZ	96906	MS35229-112	SCREW,PAN HEAD PART OF KIT P/N SC-B-446190		EA	1	
1	29	PAOZZ	5310-00-543-4717	96906	MS35425-28		EA	1	
1	30	XBOZZ	80063	SC-B-690642	GROUND STRAP ASSY		EA	1	
1	31	PAOZZ	5975-00-296-4993	81349	MIL-R-11461		EA	1	
1	32	XBOZZ	80063	SC-C-279925GP7	CLAMP,ELECTRICAL PART OF KIT P/N SC-B-446190		EA	1	
1		PAOZZ	80063	SC-B-446190	KIT,GROUND ROD		EA	1	
1	15				WASHER, LOCK		EA	7	
1	17				NUT,PLAIN,HEXAGON		EA	1	
1	28				SCREW,PAN HEAD		EA	1	
1	31				ROD,GROUND		EA	1	
1	32				CLAMP,ELECTRICAL		EA	1	



ELBX006

Figure 2. Installation Kit MK-1819/GSG-10(V) and Power Accessory Kit MK-1821/GSG-10(V), Rack Assemblies.

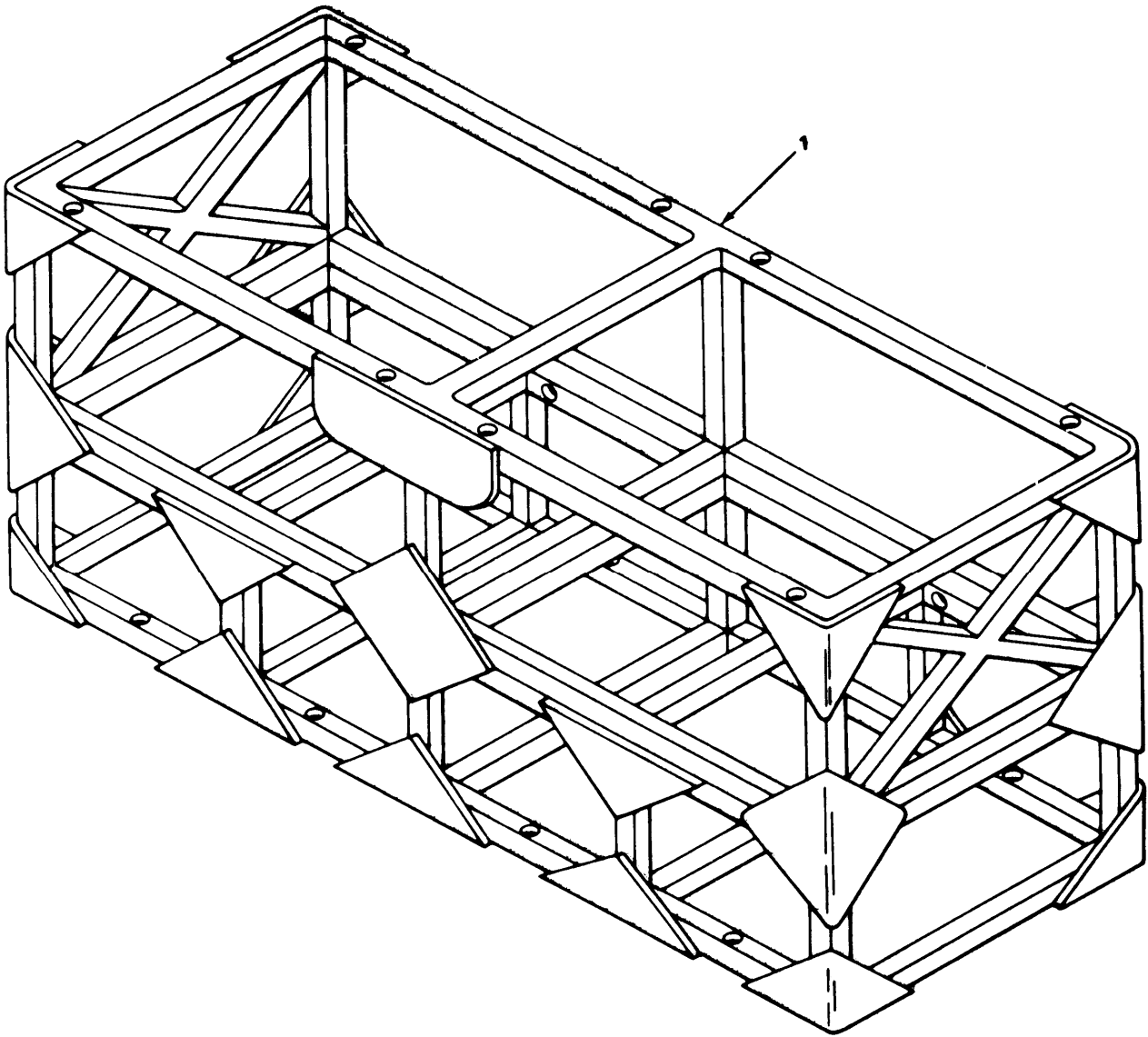
SECTION II (1)	(2)	(3)	(4)	(5)	TM11-7440-284-24P (6)	(7)	(8)		
ILLUS- TRATION (A) FIG NO	(B) ITEM NO	SMR CODE	NATIONAL STOCK NUMBER	FSCM	PART NUMBER	DESCRIPTION	USABLE ON CODE	U/M	QTY INC IN UNIT
2	1	PAOFF	5975-01-117-7324	80058	MT-4393/GSG-10(V)	RACK,ELECTRICAL EQU (SEE FIGURE 6 FOR BREAKDOWN)		EA	1
2	2	PAOFF	5975-01-117-7322	80058	MT-4391/GSG-10(V)	RACK,ELECTRICAL EQU (SEE FIGURE 7 FOR BREAKDOWN)		EA	1
2	3	PAOFF	5975-01-117-7323	80058	MT-4392/GSG-10(V)	RACK,ELECTRICAL EQU (SEE FIGURE 8 FOR BREAKDOWN)		EA	1
2	4	PAOZZ	5306-00-225-9096	96906	MS90726-41	SCREW,MACHINE		EA	20
2	5	PAOZZ	5310-00-625-5756	96906	MS15795-812	WASHER,FLAT		EA	36
2	6	PAOFF	5895-01-119-8668	80058	MT-4394/GSG-10(V)	TABLE ELECTRICAL EQ (SEE FIGURE 5 FOR BREAKDOWN)		EA	1
2	7	PAOZZ	5310-00-984-3807	96906	MS1922-13	NUT,SELF LOCKING		EA	28
2	8	PAOZZ	5310-00-974-6623	96906	MS35338-140	WASHER,LOCK		EA	20
2	9	PAOZZ	5306-00-727-4578	96906	MS35307-339	SCREW,MACHINE		EA	8
2	10	PAOFF	5895-01-117-7197	80058	MT-6188/G	MOUNT,RADIO (SEE FIGURE 4 FOR BREAKDOWN)		EA	1



EL8XL014

Figure 3. Installation Kit MK-1819/GSC-10(V) and Power Accessory Kit MK-1821/GSG-10(V), Power Accessory Kit.

SECTION II						TM11-7440-284-24P			
(1)	(2)	(3)	(4)	(5)	(6)	(7)	(8)		
ILLUS- TRATION (A) FIG NO	(B) ITEM NO	SMR CODE	NATIONAL STOCK NUMBER	FSCM	PART NUMBER	DESCRIPTION	USABLE ON CODE	U/M	QTY INC IN UNIT
3	1	XBOZZ		80063	SC-B-866157	MOUNTING STRIP ASSY R.H		EA	1
3	2	XBOZZ		80063	DODMODMEDO25A	GENERATOR		EA	1
3	3	XBOZZ		80063	SC-D-866208	CABLE BAG ASSEMBLY		EA	1
3	4	XBOZZ		80063	SC-B-866156	MOUNTING STRIP ASSY L.H		EA	1
3	5	XBOZZ		80063	SC-B-866223	BATTERY CASE		EA	1
3	6	PAOZZ	6140-00-057-2553	96906	MS35000-1	BATTERY		EA	1
3	7	XBOZZ		81349	MIL-S-1285	CAN SPOUT,FLEXIBLE		EA	1
3	8	XBOZZ		80063	SC-C-866205	HOLDER ASSEMBLY		EA	1
3	9	PAOZZ	5310-00-625-5756	96906	MS15795-812	WASHER, FLAT		EA	6
3	10	PAOZZ	5310-00-974-6623	96906	MS35338-140	WASHER, LOCK		EA	6
3	11	PAOZZ	5306-00-225-8499	96906	MS90725-34	BOLT, MACHINE		EA	6
3	12	XBOZZ		81349	MIL-C-1283	CAN, GAS		EA	1
3	13	XBOZZ		96906	MS53052	BRACKET, GAS CAN		EA	1



EL8XL008

Figure 4. Radio Mount.

SECTION II (1) ILLUS- TRATION (A) FIG NO	(2) SMR CODE (B) ITEM NO	(3) NATIONAL STOCK NUMBER	(4) FSCM	(5) PART NUMBER	TM11-7440-284-24P (6) DESCRIPTION	USABLE ON CODE	(7) U/M	(8) QTY INC IN UNIT
4	1	XBZZ	56996	B4005076	GROUP 01 RADIO MOUNT MT,RAD DRILLED ASSY		EA	1

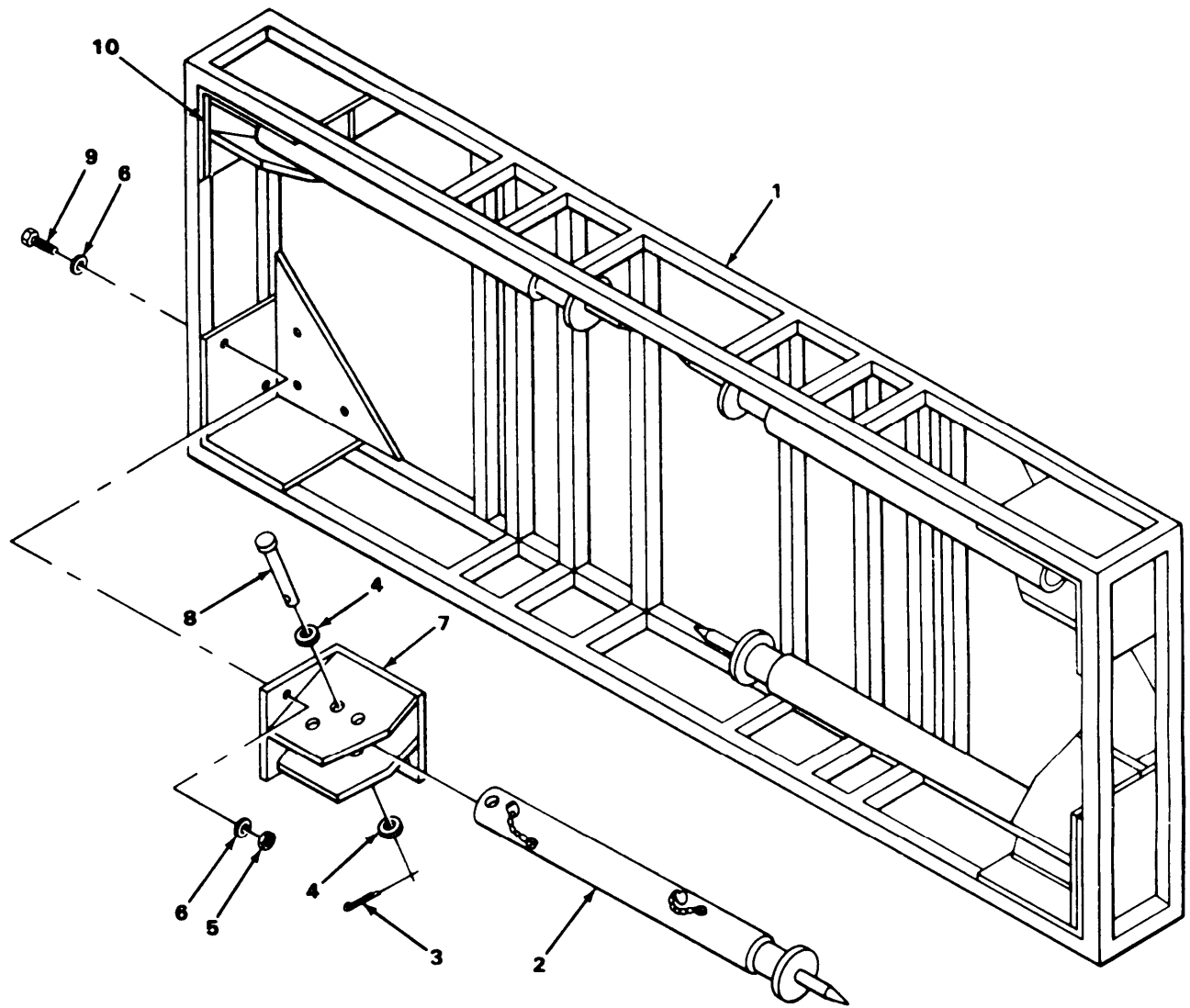
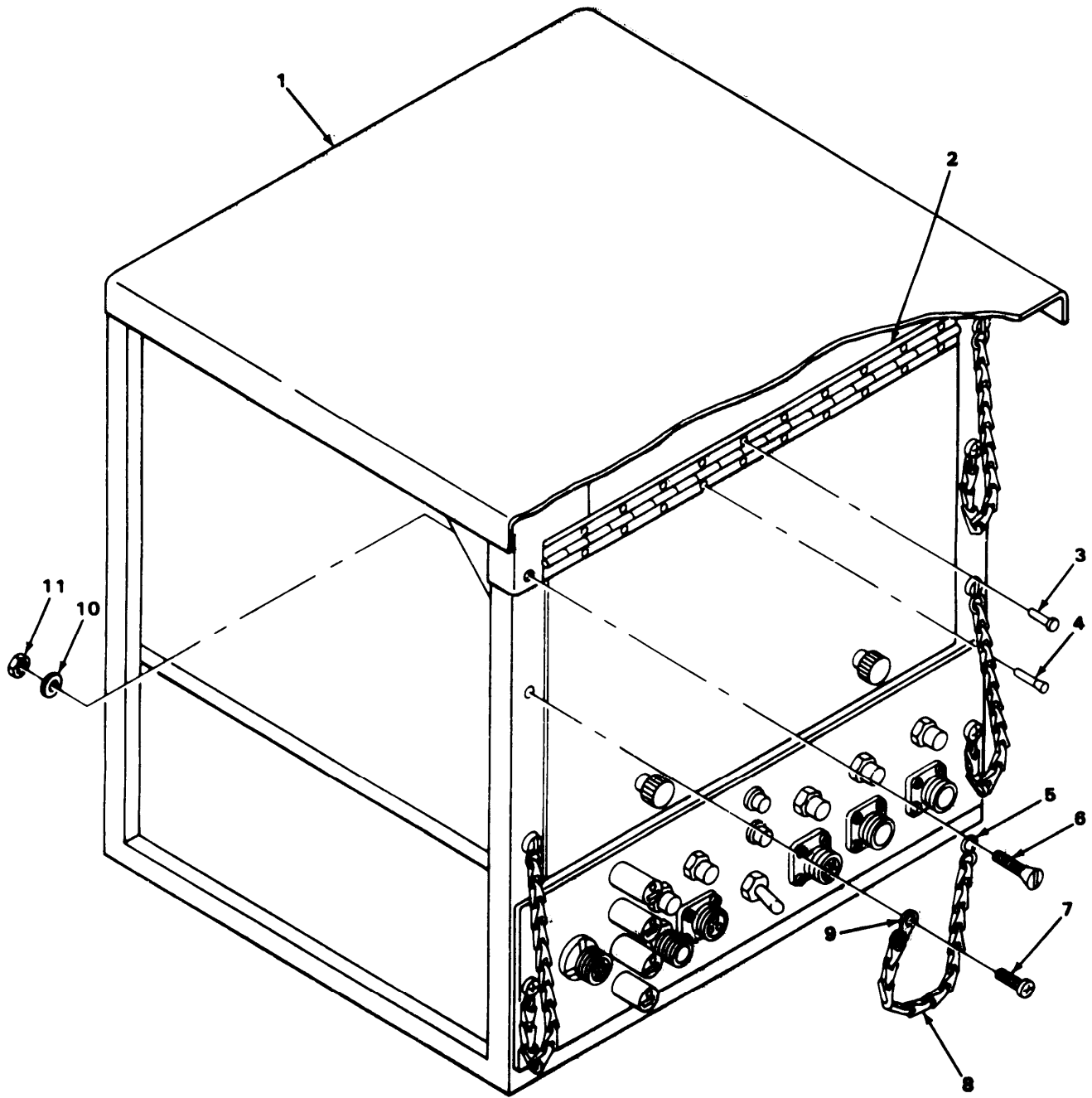


Figure 5. Electronics Equipment Table.

EL8XL009

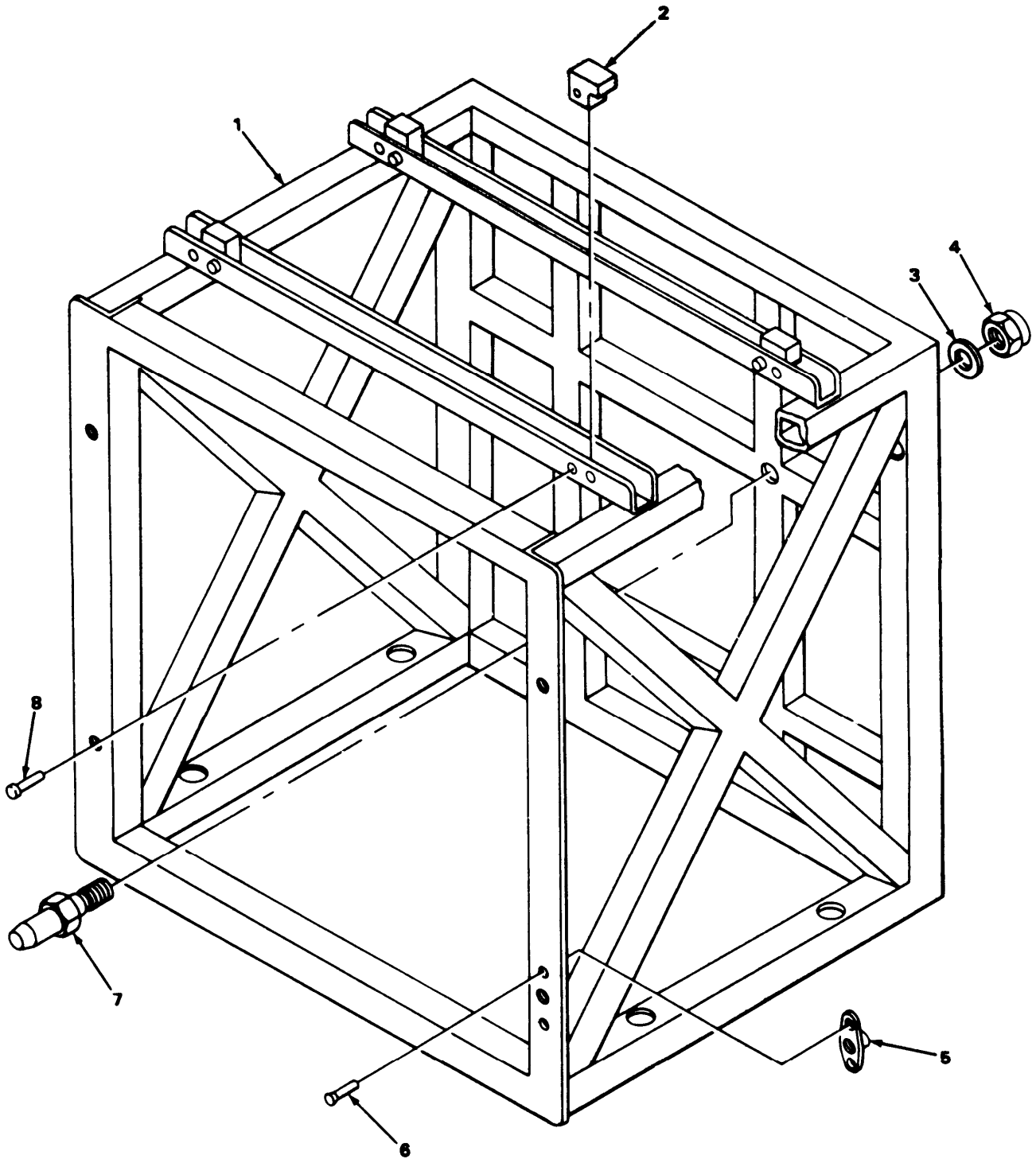
SECTION II (1) ILLUS- TRATION (A) FIG NO	(2) SMR CODE (B) ITEM NO	(3) NATIONAL STOCK NUMBER	(4) FSCM	(5) PART NUMBER	TM11-7440-284-24P (6) DESCRIPTION	USABLE ON CODE	(7) U/M	(8) QTY INC IN UNIT
GROUP 02 ELECTRONIC EQUIPMENT TABLE								
5	1	XBFZZ	80063	SC-D-690586	TABLE, DRILLED		EA	1
5	2	XBFZZ	80063	SC-B-690589	LEG ASSEMBLY		EA	4
5	3	PAFZZ	5315-00-839-5822	96906	MS24665-353		EA	6
5	4	PAFZZ	5310-00-922-1793	96906	MS15795-843		EA	8
5	5	PAFZZ	5310-00-088-0553	96906	MS21044N5		EA	8
5	6	PAFZZ	5310-00-625-5756	96906	MS15795-812		EA	16
5	7	XBFZZ	80063	SC-D-690588-1	CORNER FITTING		EA	2
5	8	XBFZZ	96906	MS20392-8C93	PIN, STRAIGHT		EA	4
5	9	PAFZZ	5306-00-225-9089	96906	MS90726-34		EA	8
5	10	XBFZZ	80063	SC-D-690588-2	CORNER FITTING		EA	2



EL8XL010

Figure 6. Key Generator Rack.

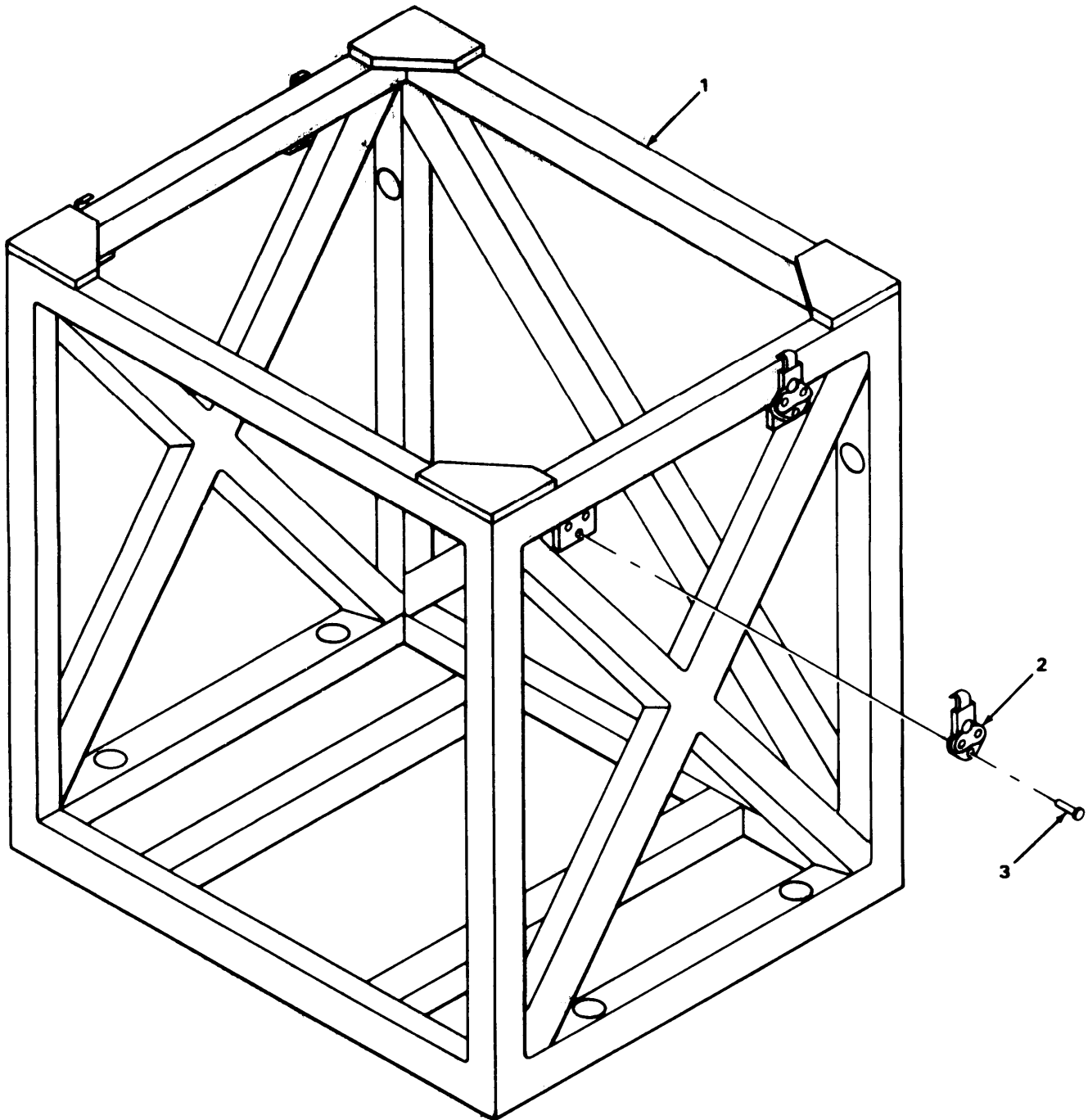
(1) ILLUS- TRATION (A) FIG NO	(B) ITEM NO	(2) SMR CODE	(3) NATIONAL STOCK NUMBER	(4) FSCM	(5) PART NUMBER	TM11-7440-284-24P DESCRIPTION	USABLE ON CODE	(7) U/M	(8) QTY INC IN UNIT
						GROUP 03 KEY GENERATOR RACK			
6	1	XBFZZ		80063	SC-D-690666	RACK,WELDED		EA	1
6	2	PAFZZ	5340-00-269-4045	96906	MS20257P3-312	HINGE,BUTT		EA	1
6	3	PAFZZ	5320-00-264-3276	96906	MS20426A4-12	RIVET,SOLID		EA	10
6	4	PAFZZ	5320-00-234-8559	96906	MS20470A4-18	RIVET,SOLID		EA	10
6	5	PAFZZ	4030-00-930-3154	96906	MS87006-51	HOOK CHAIN,S		EA	4
6	6	XBFZZ		96906	MS24693-316	SCREW,MACHINE		EA	4
6	7	PAFZZ	5305-00-883-0633	96906	MS24617-11	SCREW, TAPPING, THREA		EA	4
6	8	PAFZZ	6150-00-583-3516	96906	MS25083-3BB6	LEAD,ELECTRICAL		EA	4
6	9	PAFZZ	5940-00-688-6009	96906	MS20659-51	TERMINAL,LUG		EA	4
6	10	PAFZZ	5310-00-081-4219	96906	MS27183-12	WASHER, LOCK		EA	4
6	11	PAFZZ	5310-00-088-0553	96906	MS21044N5	NUT,SELF-LOCKING, HE		EA	4



EL8XL011

Figure 7. Message Entry Group Rack.

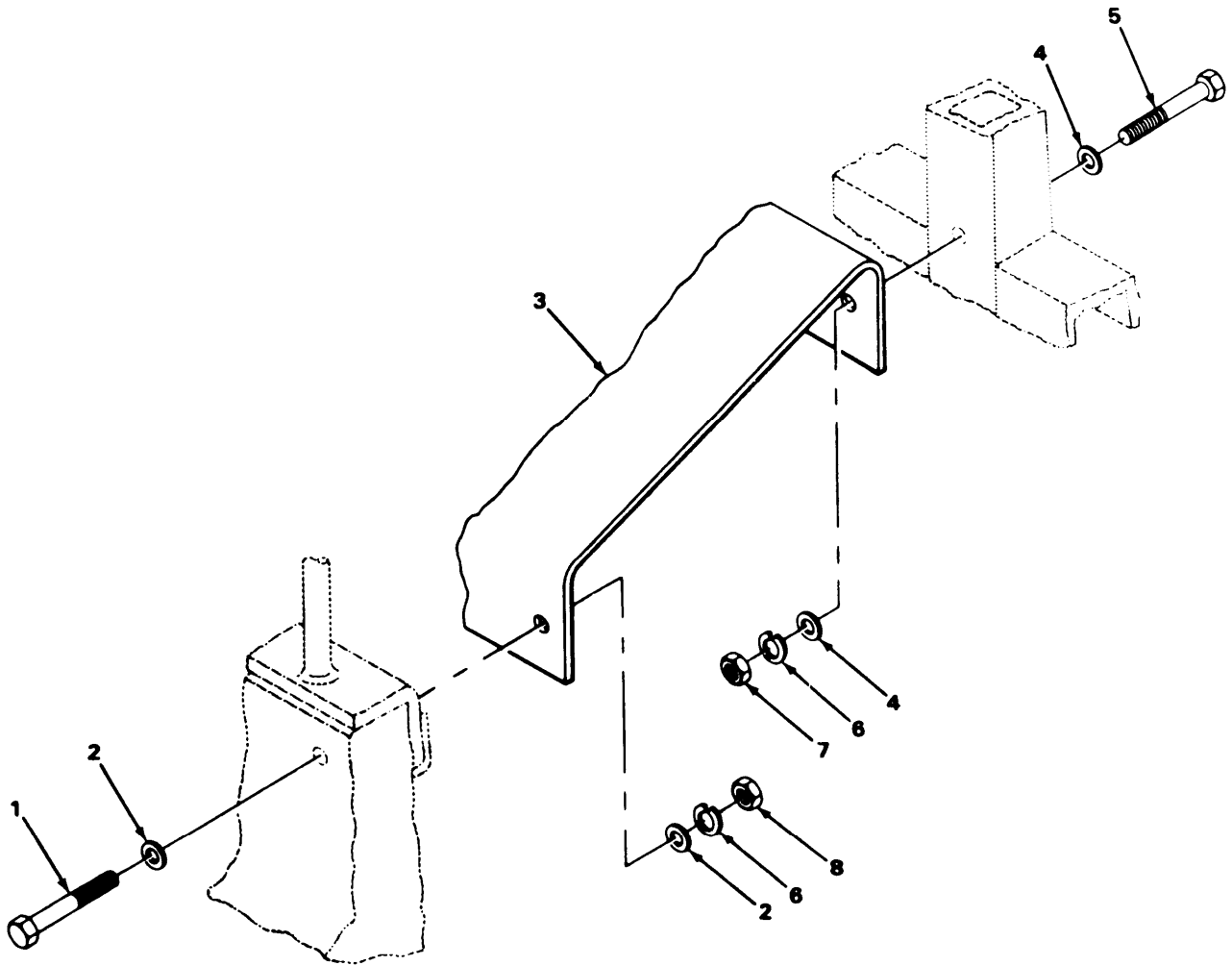
SECTION II (1) ILLUS- TRATION (A) FIG NO		(2) SMR CODE	(3) NATIONAL STOCK NUMBER	(4) FSCM	(5) PART NUMBER	TM11-7440-284-24P (6) DESCRIPTION	USABLE ON CODE	(7) U/M	(8) QTY INC IN UNIT
GROUP 04 MESSAGE ENTRY GROUP RACK									
7	1	XBFZZ		80063	SC-D-690676	RACK,WELDED		EA	1
7	2	XBFZZ		80063	SC-B-690601	COVER,MOUNTING BLOC		EA	4
7	3	PAFZZ	5310-00-080-6004	96906	MS27183-14	WASHER,FLAT		EA	2
7	4	PAFZZ	5310-00-950-0039	96906	MS21044N6	NUT, SELF-LOCKING,HE		EA	2
7	5	PAFZZ	5310-00-688-1998	80205	NAS1031-N8	NUT,SELF-LOCKING,PL		EA	4
7	6	PAFZZ	5320-00-245-4331	96906	MS20470B6-22	RIVET, SOLID		EA	4
7	7	XBFZZ		80063	SC-C-690599	PIN		EA	2
7	8	PAFZZ	5320-01-094-9941	96906	MS9318-104	RIVET,SOLID		EA	8



EL8XL012

Figure 8. Electronic Line Printer Rack.

SECTION II						TM11-7440-284-24P			
(1)	(2)	(3)	(4)	(5)	(6)	(7)	(8)		
ILLUS- TRATION (A) FIG NO	(B) ITEM NO	SMR CODE	NATIONAL STOCK NUMBER	FSCM	PART NUMBER	DESCRIPTION	USABLE ON CODE	U/M	QTY INC IN UNIT
GROUP 05 ELECTRONIC LINE PRINTER RACK									
8	1	XBFZZ		80063	SC-D-690597	RACK,WELDED		EA	1
8	2	XBFZZ		80063	SM-B-690133	LATCH		EA	4
8	3	PAFZZ	5320-00-616-5547	96906	MS20600-MP4W1	RIVET,BLIND		EA	12



EL8XL013

Figure 9. Front Reinforcement Support.

SECTION II (1) ILLUS- TRATION (A) FIG NO		(2) SMR CODE	(3) NATIONAL STOCK NUMBER	(4) FSCM	(5) PART NUMBER	TM11-7440-284-24P (6) DESCRIPTION	USABLE ON CODE	(7) U/M	(8) QTY INC IN UNIT
GROUP 06 FRONT REINFORCEMENT SUPPORT									
9	1	PAOZZ	5305-00-721-8005	96906	MS35307-316	SCREW,CAP,HEXAGON H		EA	2
9	2	PAOZZ	5310-00-809-4058	96906	MS27183-10	WASHER,FLAT		EA	4
9	3	XBOZZ		80063	SC-D-866203	REINFORCEMENT		EA	1
9	4	PAOZZ	5310-00-625-5756	96906	MS15795-812	WASHER,FLAT		EA	4
9	5	PAOZZ	5306-00-655-6170	96906	MS35307-338	SCREW,CAP,HEXAGON H		EA	2
9	6	PAOZZ	5310-00-883-9417	96906	MS35338-158	WASHER,LOCK		EA	4
9	7	PAOZZ	5310-00-241-6606	96906	MS17830-5C	NUT, SELF-LOCKING,HE		EA	2
9	8	PAOZZ	5310-00-761-6882	96906	MS51967-2	NUT,PLAIN,HEXAGON		EA	2

NATIONAL STOCK NUMBER AND PART NUMBER INDEX

Stock Number	National No	Item No	National Stock Number	Figure No	Item No
5310-00-019-0672	1	14	5995-01-117-7294	1	26
5310-00-022-8834	1	22	5975-01-117-7323	2	3
5310-00-022-8847	1	15	5975-01-117-7324	2	1
6140-00-057-2553	3	6	5895-01-119-8668	2	6
5305-00-068-0502	1	18			
5310-00-080-6004	7	3			
5310-00-081-4219	6	10			
5310-00-088-0553	5	5			
5310-00-088-0553	6	11			
5306-00-225-8499	3	11			
5306-00-225-9089	5	9			
5306-00-225-9096	2	4			
5320-00-234-8559	6	4			
5310-00-241-6606	9	7			
5320-00-245-4331	7	6			
5320-00-264-3276	6	3			
5340-00-269-4045	6	2			
5975-00-296-4993	1	31			
5310-00-410-6457	1	17			
5820-00-493-3046	1	3			
5310-00-543-4717	1	29			
6150-00-583-3516	6	8			
5320-00-616-5547	8	3			
5310-00-625-5756	2	5			
5310-00-625-5756	3	9			
5310-00-625-5756	5	6			
5310-00-625-5756	9	4			
5306-00-655-6170	9	5			
5310-00-688-1998	7	5			
5940-00-688-6009	6	9			
5305-00-721-8005	9	1			
5306-00-727-4578	2	9			
5310-00-761-6882	1	21			
5310-00-761-6882	9	8			
5310-00-806-1787	1	13			
5310-00-809-4058	1	19			
5310-00-809-4058	9	2			
5315-00-839-5822	5	3			
5935-00-856-8426	1	24			
5305-00-883-0633	6	7			
5310-00-883-9417	1	20			
5310-00-883-9417	9	6			
5820-00-893-1324	1	9			
5310-00-922-1793	5	4			
4030-00-930-3154	6	5			
5310-00-950-0039	7	4			
5310-00-974-6623	2	8			
5310-00-974-6623	3	10			
5310-00-984-3807	2	7			
5985-00-985-9024	1	4			
5305-00-993-2463	1	23			
7025-01-041-6645	1	6			
7025-01-042-0325	1	2			
7025-01-042-0330	1	2			
7025-01-042-0333	1	6			
7010-01-044-1677	1	7			
7025-01-080-7693	1	11			
5320-01-094-9941	7	8			
5820-01-101-5471	1	10			
5895-01-117-7197	2	10			

NATIONAL STOCK NUMBER AND PART NUMBER INDEX

FSCM	PART NUMBER	NATIONAL STOCK NUMBER	FIGURE NO	ITEM NO	FSCM	PART NUMBER	NATIONAL STOCK NUMBER	FIGURE NO	ITEM NO
80058	AS-1729/VRC	5985-00-985-9024	1	4	96906	MS90726-34	5306-00-225-9089	5	9
56986	B4005076		4	1	96906	MS90726-41	5306-00-225-9096	2	4
80058	C-10096/GSQ-122	7025-01-042-0333	1	6	96906	MS9318-104	5320-01-094-9941	7	8
80058	C-10097/GSC-21	7025-01-041-6645	1	6	80058	MT-4392/GSG-10(V	5975-01-117-7323	2	3
80058	CG-177BU		1	1)			
80063	DODMODMEDO25A		3	2	80058	MT-4393/GSG-10(V	5975-01-117-7324	2	1
80058	J-3030/GS-10(V)	7025-01-080-7693	1	11)			
81349	MIL-C-1283		3	12	80058	MT-4394/GSG-10(V	5895-01-119-8668	2	6
81349	MIL-R-11461	5975-00-296-4993	1	31)			
81349	MIL-S-1285		3	7	80058	MT-6188/G	5895-01-117-7197	2	10
80058	MK-1783/GSC-21	7025-01-042-0325	1	2	80058	MT1898/VRC	5820-00-893-1324	1	9
80058	MK-1784/GSQ-122	7025-01-042-0330	1	2	80205	NAS1031-N8	5310-00-688-1998	7	5
96906	MS15795-812	5310-00-625-5756	2	5	81349	PPL-5170		1	27
96906	MS15795-812	5310-00-625-5756	3	9	80058	R-442/VRC		1	8
96906	MS15795-812	5310-00-625-5756	5	6	80058	RO-344/GSG-10(V)	7010-01-044-1677	1	7
96906	MS15795-812	5310-00-625-5756	9	4	80058	RT-524/VRC	5820-01-101-5471	1	10
96906	MS15795-843	5310-00-922-1793	5	4	80063	SC-A-339542GPV		1	25
96906	MS17830-5C	5310-00-241-6606	9	7	80063	SC-B-446190		1	KIT
96906	MS20257P3-312	5340-00-269-4045	6	2	80063	SC-B-690589		5	2
96906	MS20392-8093		5	8	80063	SC-B-690601		7	2
96906	MS20426A4-12	5320-00-264-3276	6	3	80063	SC-B-690642		1	30
96906	MS20470A4-18	5320-00-234-8559	6	4	80063	SC-B-866156		3	4
96906	MS20470B6-22	5320-00-245-4331	7	6	80063	SC-B-866157		3	1
96906	MS20600-MP4W1	5320-00-616-5547	8	3	80063	SC-B-866223		3	5
96906	MS20659-51	5940-00-688-6009	6	9	80063	SC-C-279925GP7		1	32
96906	MS21044N5	5310-00-088-0553	5	5	80063	SC-C-690599		7	7
96906	MS21044N5	5310-00-088-0553	6	11	80063	SC-C-866205		3	8
96906	MS21044N6	5310-00-950-0039	7	4	80063	SC-D-690586		5	1
96906	MS24617-11	5305-00-883-0633	6	7	80063	SC-D-690588-1		5	7
96906	MS24665-353	5315-00-839-5822	5	3	80063	SC-D-690588-2		5	10
96906	MS24693-316		6	6	80063	SC-D-690597		8	1
96906	MS25083-3BB6	6150-00-583-3516	6	8	80063	SC-D-690641	5995-01-117-7294	1	26
96906	MS27183-10	5310-00-809-4058	1	19	80063	SC-D-690666		6	1
96906	MS27183-10	5310-00-809-4058	9	2	80063	SC-D-690676		7	1
96906	MS27183-12	5310-00-081-4219	6	10	80063	SC-D-866203		9	3
96906	MS27183-14	5310-00-080-6004	7	3	80063	SC-D-866208		3	3
96906	MS35000-1	6140-00-057-2553	3	6	80063	SC-F-446375	5820-00-493-3046	1	3
96906	MS35207-69	5305-00-993-2463	1	23	80063	SM-B-690133		8	2
96906	MS35229-111		1	16	80063	SM-C-632655	5935-00-856-8426	1	24
96906	MS35229-112		1	28	80058	TSEC/KG-31		1	5
96906	MS35307-316	5305-00-721-8005	9	1					
96906	MS35307-338	5306-00-655-6170	9	5					
96906	MS35307-339	5306-00-727-4578	2	9					
96906	MS35333-107	5310-00-019-0672	1	14					
96906	MS35333-108	5310-00-022-8834	1	22					
96906	MS35333-110	5310-00-022-8847	1	15					
96906	MS35338-140	5310-00-974-6623	2	8					
96906	MS35338-140	5310-00-974-6623	3	10					
96906	MS35338-158	5310-00-883-9417	1	20					
96906	MS35338-158	5310-00-883-9417	9	6					
96906	MS35425-28	5310-00-543-4717	1	29					
96906	MS35426-2	5310-00-806-1787	1	13					
96906	MS35649-2385T	5310-00-410-6457	1	17					
96906	MS51922-13	5310-00-984-3807	2	7					
96906	MS51967-2	5310-00-761-6882	1	21					
96906	MS51967-2	5310-00-761-6882	9	8					
96906	MS53052		3	13					
96906	MSB7006-51	4030-00-930-3154	6	5					
96906	MS90725-34	5306-00-225-8499	3	11					
96906	MS90725-6	5305-00-068-0502	1	18					

RECOMMENDED CHANGES TO EQUIPMENT TECHNICAL PUBLICATIONS



SOMETHING WRONG WITH THIS PUBLICATION?

THEN... JOT DOWN THE DOPE ABOUT IT ON THIS FORM. CAREFULLY TEAR IT OUT. FOLD IT AND DROP IT IN THE MAIL!

FROM: (PRINT YOUR UNIT'S COMPLETE ADDRESS)

DATE SENT

PUBLICATION NUMBER
TM 11-7440-284-24P

PUBLICATION DATE
9 Sept 1980

PUBLICATION TITLE Installation Kit, Electronics Equipment MK-1819/GSG-10(V) and Power Accessory Kit MK-1821/GSG-10(V)

BE EXACT... PIN-POINT WHERE IT IS

PAGE NO	PARA-GRAPH	FIGURE NO	TABLE NO
---------	------------	-----------	----------

IN THIS SPACE TELL WHAT IS WRONG AND WHAT SHOULD BE DONE ABOUT IT:

PRINTED NAME, GRADE OR TITLE, AND TELEPHONE NUMBER

SIGN HERE

DA FORM 2028-2
1 JUL 79

PREVIOUS EDITIONS ARE OBSOLETE.

P S --IF YOUR OUTFIT WANTS TO KNOW ABOUT YOUR RECOMMENDATION MAKE A CARBON COPY OF THIS AND GIVE IT TO YOUR HEADQUARTERS

FILL IN YOUR
UNIT'S ADDRESS

FOLD BACK

DEPARTMENT OF THE ARMY

OFFICIAL BUSINESS
PENALTY FOR PRIVATE USE \$300


POSTAGE AND FEES PAID
DEPARTMENT OF THE ARMY
DOD 314



TEAR ALONG PERFORATED LINE

Commander
US Army Communications-Electronics Command
and Fort Monmouth
ATTN: AMSEL-ME-MP
Fort Monmouth, New Jersey 07703-5007

RECOMMENDED CHANGES TO EQUIPMENT TECHNICAL PUBLICATIONS



SOMETHING WRONG WITH THIS PUBLICATION?

THEN... JOT DOWN THE DOPE ABOUT IT ON THIS FORM. CAREFULLY TEAR IT OUT. FOLD IT AND DROP IT IN THE MAIL!

FROM: (PRINT YOUR UNIT'S COMPLETE ADDRESS)

DATE SENT

PUBLICATION NUMBER
TM 11-7440-284-24P

PUBLICATION DATE
9 Sept 1985

PUBLICATION TITLE Installation Kit, Electronics Equipment MK-1819/GSG-10(V) and Power Accessory Kit MK-1821/GSG-10(V)

BE EXACT... PIN-POINT WHERE IT IS				IN THIS SPACE TELL WHAT IS WRONG AND WHAT SHOULD BE DONE ABOUT IT:
PAGE NO	PARA-GRAPH	FIGURE NO	TABLE NO	

PRINTED NAME, GRADE OR TITLE, AND TELEPHONE NUMBER

SIGN HERE

FILL IN YOUR
UNIT'S ADDRESS

FOLD BACK

DEPARTMENT OF THE ARMY

OFFICIAL BUSINESS
PENALTY FOR PRIVATE USE \$300

POSTAGE AND FEES PAID
DEPARTMENT OF THE ARMY
DOD 314



TEAR ALONG PERFORATED LINE

Commander
US Army Communications-Electronics Command
and Fort Monmouth
ATTN: AMSEL-ME-MP
Fort Monmouth, New Jersey 07703-5007

FILL IN YOUR
UNIT'S ADDRESS

FOLD BACK

DEPARTMENT OF THE ARMY

OFFICIAL BUSINESS
PENALTY FOR PRIVATE USE \$300

POSTAGE AND FEES PAID
DEPARTMENT OF THE ARMY
DOD 314



TEAR ALONG PERFORATED LINE

Commander
US Army Communications-Electronics Command
and Fort Monmouth
ATTN: AMSEL-ME-MP
Fort Monmouth, New Jersey 07703-5007

RECOMMENDED CHANGES TO EQUIPMENT TECHNICAL PUBLICATIONS



THEN... JOT DOWN THE DOPE ABOUT IT ON THIS FORM. CAREFULLY TEAR IT OUT, FOLD IT AND DROP IT IN THE MAIL!

SOMETHING WRONG WITH THIS PUBLICATION?

FROM: (PRINT YOUR UNIT'S COMPLETE ADDRESS)

Commander
Stateside Army Depot
ATTN: AMSTA-US
Stateside, N.J. 07703-5007

DATE SENT

10 July 1975

PUBLICATION NUMBER
TM 11-7440-284-24P

PUBLICATION DATE

PUBLICATION TITLE Installation Kit, Electronics
Equipment MK-1819/GSG-10(V) and Power
Accessory Kit MK-1821/GSG-10(V)

BE EXACT... PIN-POINT WHERE IT IS

PAGE NO	PARA-GRAPH	FIGURE NO	TABLE NO
33			
44		19	
45			

IN THIS SPACE TELL WHAT IS WRONG AND WHAT SHOULD BE DONE ABOUT IT:

For item 2, change the NSN to read: 5835-00-134-9186.
Reason: Accuracy.

Identify the cover on the junction box (item no. 5).
Reason: It is a separate item and is not called out on figure 19.

Add the cover of the junction box as an item in the listing for figure 19.
Reason: Same as above.

SAMPLE

PRINTED NAME, GRADE OR TITLE, AND TELEPHONE NUMBER

SSG I. M. DeSpirit of 999-1776

SIGN HERE

DA FORM 2028-2
1 JUL 79

PREVIOUS EDITIONS ARE OBSOLETE.

PS--IF YOUR OUTFIT WANTS TO KNOW ABOUT YOUR RECOMMENDATION MAKE A CARBON COPY OF THIS AND GIVE IT TO YOUR HEADQUARTERS

FILL IN YOUR
UNIT'S ADDRESS

FOLD BACK

DEPARTMENT OF THE ARMY

POSTAGE AND FEES PAID
DEPARTMENT OF THE ARMY
DOD 314



OFFICIAL BUSINESS
PENALTY FOR PRIVATE USE \$300

SAMPLE

Commander
US Army Communications-Electronics Command
and Fort Monmouth
ATTN: AMSEL-ME-MP
Fort Monmouth, New Jersey 07703-5007

TEAR ALONG PERFORATED LINE

By Order of the Secretary of the Army:

Official:

JOHN A. WICKHAM JR.
General, United States Army
Chief of Staff

DONALD J. DELANDRO
Brigadier General, United States Army
The Adjutant General

Distribution:

To be distributed in accordance with special list.

